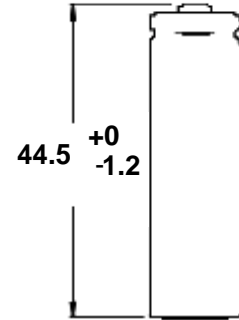


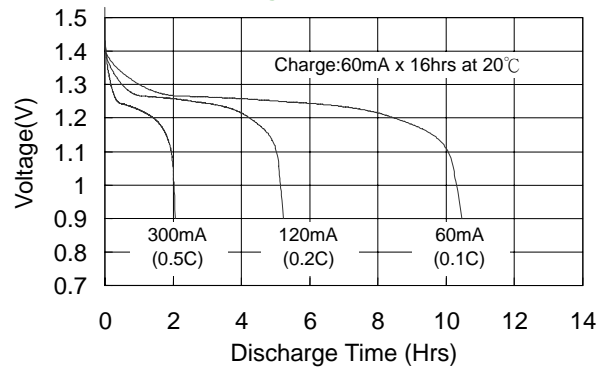
Model No.: GP60AAAHCE

Type	: Rechargeable Nickel Metal Hydride Cylindrical Cell
Nominal Dimension (with Sleeve)	: $\Phi = 10.5\text{mm}$ H = 44.5mm
Applications	: Recommended discharge current 60 to 1800 mA
Nominal Voltage	: 1.2V
Capacity	: Nominal: 600mAh Minimum: 600mAh Typical: 630mAh When discharged at 120mA at 1.0V at 20°C
Charging Condition	: 60mA for 16 hrs at 20°C
Fast Charge	: 300mA to 600mA (0.5 to 1C) charge termination control recommended control parameters: - ΔV : 0-5mV **DT/dt : 0.8°C/min (0.5 to 0.9C) 0.8 - 1°C/min (1C) **TCO : 45 - 50°C **Timer : 105% nominal input **for ref. only
Service Life	: >500 cycles (IEC standard)
Continuous Overcharge	: 60mA maximum current for 1 year. No conspicuous deformation and/or leakage
Weight	: 13.0g
Internal Resistance	: Average 45m Ω upon fully charged (Range 30 – 60m Ω) at 1000Hz
Max. Charging Voltage	: 1.5V at 60mA charging
Ambient Temperature Range	: Standard Charge : 0 to 45°C Fast Charging : 10 to 45°C Discharge : -20 to 50°C Storage : -20 to 35°C

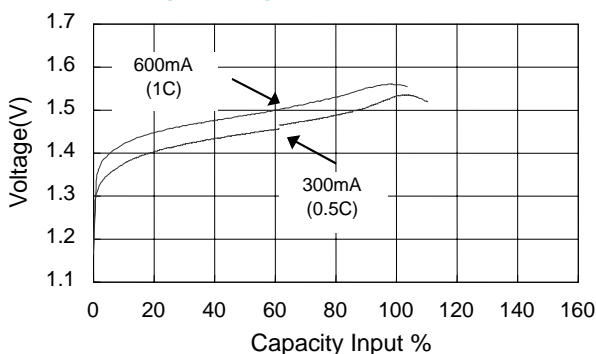


Unit: mm

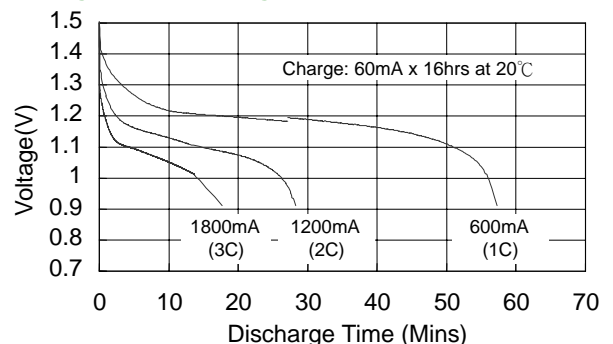
Low Rate Discharge



Fast Charge (Charge Control Required)



High Rate Discharge



The information (subject to change without prior notice) contained in this document is for reference only and should not be used as a basis for product guarantee or warranty. For applications other than those described here, please consult your nearest GP Sales and Marketing Office or Distributors.